



**Leading the way in  
on-site shelter solutions.**









## Company profile

### Leading the way in on-site shelter solutions!

At Container Domes Australia, we pride ourselves on delivering world-class on-site shelter solutions with attention to detail and exceptional service.

As our client, your satisfaction is our number one priority and our highly skilled and knowledgeable team are on hand to support you every step of the way, from the initial design right through to delivery and after-sales support.

We design our shelters with an easy, safe installation process in mind while still maintaining superior integrity, quality and strength. All of our frames and covers are to the highest Australian design standards and our ISO 9001 and ISO 45001 certification ensures we are continuously improving our business to meet growing industry and customer expectations.

Our range of shelters have been designed in Australia to Australian Standards, and engineer certified to level of Importance 2, terrain category 2, AS/NZS 1170.2:2021, and are wind rated for regions A, B, C and D. We are so confident in the design and quality of our products we back each one with a full 10-year structural warranty, on both the frame and cover, for your complete peace of mind.

Whether you are looking for a single shelter or multiple large-scale workstations, our team at CDA will help you find the perfect on-site shelter solution.





## Support Australian Manufacturing – buy Australian Made

---

**As the old saying goes ‘you get what you pay for’ and this is particularly true when it comes to purchasing our Container Domes.**

With cheap brands now available on today’s market, it is important to make sure you are purchasing a Container Dome that is up to the task and able to withstand the most extreme weather conditions anywhere in Australia.

It is also important to find out if the manufacturer provides any after-sales service and support, including replacement parts and warranty coverage, for when things don’t go according to plan.

Cheap, imported kits aren’t often made to Australian Standards and can fail when exposed to heavy rain, strong winds and our high levels of UV all year round.

At Container Domes Australia, we are proud to manufacture and supply quality Australian Made products that are backed by our highly skilled and professional team and come with a full 10-year structural warranty on both the frame and the cover.

All of our shelters have been designed and engineer certified to withstand the toughest of conditions Australia wide with no need to remove the covers, even in the most extreme weather. Each shelter is made to order, right here in Queensland, using high-quality materials from trusted, Australian brands. All welds are in accordance with Australian Standard AS/NZS 1554.1 and each shelter is certified to Level of Importance 2, Terrain Category 2, for your individual wind region.







## Freight

**At Container Domes Australia, we understand that the ability to pack and freight your Container Dome easily is an important part of your purchase.**

That's why we pack every Container Dome into steel cradles which allows for both easy loading and unloading.

If you have any special freight requirements, we can accommodate them as well, such as overseas shipping or specialist site loading and unloading, making logistics as hassle-free as possible.

Relocating to a different site? Simply dismantle and re-pack your Container Dome into the existing cradle for easy transportation anywhere.







## Design on time & Budget

---

### Custom designed solutions on time and on budget.

We are the experts when it comes to designing custom Container Domes to suit your individual needs. This is because we don't charge exorbitant fees to custom design a shelter to suit your site.

Using our in-house design team provides you with quick turnaround times on the design and certification of your shelter, saving you both time and money on the ground.





## Design Team


**An important part of any custom designed shelter is having an experienced team supporting you and working on your project.**

You need to be sure you're getting accurate information and the best advice to suit your individual site requirements.

In order to get your project underway without delay, you often need quick turnaround times from design to engineering certification. That's why we specialize in providing the best advice, and the quickest turnaround times.

At Container Domes Australia, we design and build all shelters to applicable Australian standards with a focus on key areas such as;

- Quality products that are built to last
- Safety on site when installing
- Quick and easy installation procedures







## Base Rails

---

**What sets us apart from other shelter manufacturers? At Container Domes Australia our wide range of shelters come with base rails as a standard design feature.**

And why is this an important feature?

A base rail makes the installation process simple and safe, and demobilisation is stress free and easy. The base rails also ensure maximum waterproofing against the container keeping your undercover area safe and dry. As the dome cover is attached to the base rail, not the roof of the container, it eliminates damage to the roof and provides additional waterproofing by preventing leaks. The base rails also allow for multiple mounting options including containers, posts, walls, roofs and the ground.





## Alternative Mounting

No Containers? No problem!

**Container Domes Australia has easy alternative mounting solutions.**

Our standard range of Container Domes are engineer designed with a base rail as a standard feature. The base rail allows our Container Domes to be easily mounted to a variety of options with no need for any modification work to be done to the dome itself.

Our Container Domes can be post mounted, wall mounted, roof mounted, and ground mounted with no costly design customisation required.



Container Domes Australia have supplied over 30 domes to this site in the QLD gas fields. The domes pictured have been up for 10 years and counting.







## Turnkey Solutions

---

**Container Domes Australia can design and construct a tailor-made turnkey solution to suit all on-site requirements.**

From slab design through to electrical systems and container modifications; we have the knowledge and experience to design the right solution for your needs.


Taking the time to understand your project allows us to design a cost-effective solution that meets our high standards whilst also ensuring the shelter can be installed quickly and safely within your specifications.



Container Domes Australia designed and manufactured this complex 238m long Lithium Refinery Shelter. We provided our Installation Supervisor at various stages of the cover installation (pictured).







## Large span shelters

Container Domes Australia are the experts when it comes to an Australian designed and made Large Span Shelter solution.

No matter what size shelter you need, we can design and manufacture it. Whether it is a custom-designed shelter for a lithium refinery, a dome covering a local tennis court or a ground-mounted shelter for a zinc and copper project, we can accommodate your needs.



## Twistlock Bracket

---

Container Domes Australia has designed and patented its own twistlock bracket mount system for its standard range of Container Domes.

**The twistlock bracket mount system** provides the easiest, quickest and safest installation of our Container Domes. The twistlocks lock the base rails of the structure onto the containers eliminating any bolting, screwing, welding or hot works on site and causes zero damage to the containers during the installation process.

If site relocation or re-selling of your containers is an option, then the twistlock bracket mount system is a must-have addition to your Container Dome. Demobilisation is fast and simple, simply unlock the brackets and remove the dome with no damage to the base rails or your containers.







## End Walls

**End walls help maximise your working and storage areas by providing full weather protection from the wind, rain and dust.**

Both half end walls, and full end walls are available depending on your requirements. End walls can be used on one end, or both ends of your Container Dome. A clear opening entry/exit way allows access, and this can easily become fully enclosed using either gates or one of the other sealed door options available.

We can provide self-supporting end wall base rails, meaning no footings or hold downs are required, while still complying with the maximum wind rating for your area.

We also offer the option to use a twistlock mount end wall which can accompany our twistlock mount Container Dome. This means your entire Container Dome setup can be fully twistlock mounted using no hot works on site, and no drilling through containers.





## Container Hold Downs

---

Whether you are using your Container Dome as a temporary shelter or a permanent structure, we can help you find a container anchor option to suit your individual needs.

### CONTAINER WEIGHTS

All of our standard Container Domes can be secured simply and easily with weight added to the inside of the containers. This is the perfect solution if ground penetration is not possible, if the site will be frequently demobilised and relocated or if the Container Dome is being used as a temporary structure.

### CONCRETE FREE ANCHORS

Concrete Free Anchors are a great option for temporary sites or areas where concrete is difficult to access.

### CONCRETE PIERS

For structures that are to be permanent, the use of piers is ideal, and small-scale excavations and concrete works can be performed on-site.

### SLAB FIXING

If you are positioning your containers on a concrete slab they can be anchored with no welding or drilling. We can even provide you with slab specifications and certification if required.





## Container Modifications

### Container modifications can really enhance your Container Dome setup.

At Container Domes Australia, we only work with reputable container suppliers throughout Australia to provide you with the perfect modifications to suit your on-site requirements.

#### OFFICE SPACE

Turn any container into office space with a myriad of modification options on offer to suit your individual needs including lighting and electrical, partitioning, internal and external cladding options, hinged and sliding doors and windows.

#### SIDE REMOVAL

Make the most out of every inch of space in your shelter by removing the container walls for easy internal access everywhere.

#### WORKSHOP

Your shelter can become a fully functioning workshop with the addition of shelving and workbenches and any other option you need.

#### DOORWAYS

Adding a doorway to the side of a container allows for easy access to your storage space from both inside and outside. There is a large range in styles to choose from including roller doors, PA doors, sliding and side hinged options, barn-style gates and more.

Plus, an endless amount of other modifications designed to suit your specific needs.





## Power and Lighting

---

### Looking for power and lighting solutions?

When it comes to providing power and lighting systems to your Container Dome setup, Container Domes Australia has a wide range of options available that can be tailored to your individual site needs.

From solar systems that can power everything from lights, offices and tools, through to 3 phase power systems that will connect you to the grid.

Our design team have the perfect solution to suit your individual site needs no matter how remote you are.



## Relocatable

**Looking for a shelter that offers you permanent protection, but is also easily relocatable?**

At Container Domes Australia, we offer the perfect solution with our fully transportable Container Domes.



**Key elements that set us apart from other products on the market are;**

- Our Container Domes have all been designed with a quick, easy and safe installation process in mind.
- We only use the best quality materials available in Australia. All shelters are designed and certified to the highest of Australian standards.
- We offer you complete peace of mind that our shelters can stand the test of time no matter how often it is moved around.




So, whether your shelter is going to stay up or it will be moving from site to site, Container Domes Australia has got you covered.

An easy and safe installation process are two important features of the our Container Dome design.







## CDA Install Team

---

**Our in-house installation team can make the installation of your Container Dome simple and stress free.**

Because we have the experience and the know-how, we can get the job done easily, safely, and on time.

We are licensed builders, and our in-house installation team are fully ticketed and qualified to carry out any installation project from a small single Container Dome to more complex and large turnkey projects.

We adhere to all standard WHS regulations, but also understand that clients can have individual site requirement as well. At Container Domes Australia, we will work with you to ensure all paperwork is in order and procedures are site compliant.

Our installation team travel throughout Australia and the world and we pride ourselves on our excellent safety record.



## In-house Design Team

---

### Need extra height, width or length?

We are the experts when it comes to creating Container Domes to suit individual and unique sites.

Our in-house design team will work with you through planning and design of your dome to ensure the structure meets all of your individual requirements.





An aerial photograph of a port facility. In the foreground, there are three large, white, arched container domes. Surrounding them are numerous colorful shipping containers (red, blue, yellow, green) and many blue and yellow oil barrels. A yellow crane is positioned on the left side of the image, near a large ship. Several other ships are docked at the pier. In the background, there is a body of water and green hills under a cloudy sky.

Container Domes Australia are Australia's experts when it comes to custom designed On-Site Shelter Solutions.







## **Container Domes Australia**

+61 7 5446 7611

1300 793 822

[sales@containerdomes.com.au](mailto:sales@containerdomes.com.au)  
[containerdomes.com.au](http://containerdomes.com.au)

